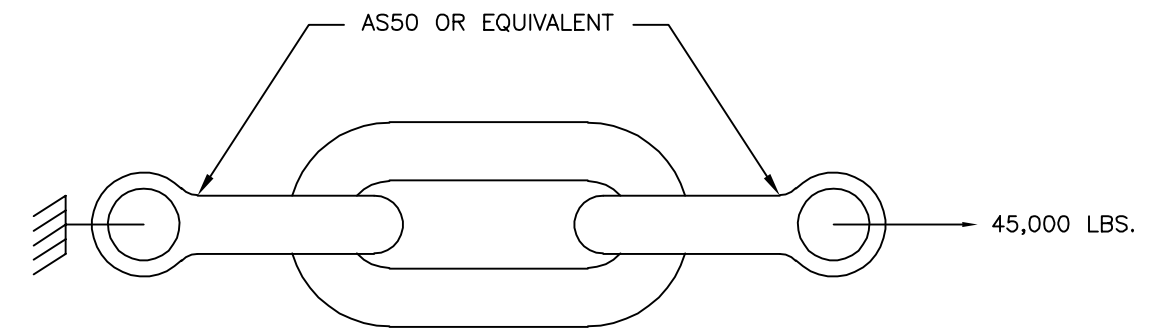
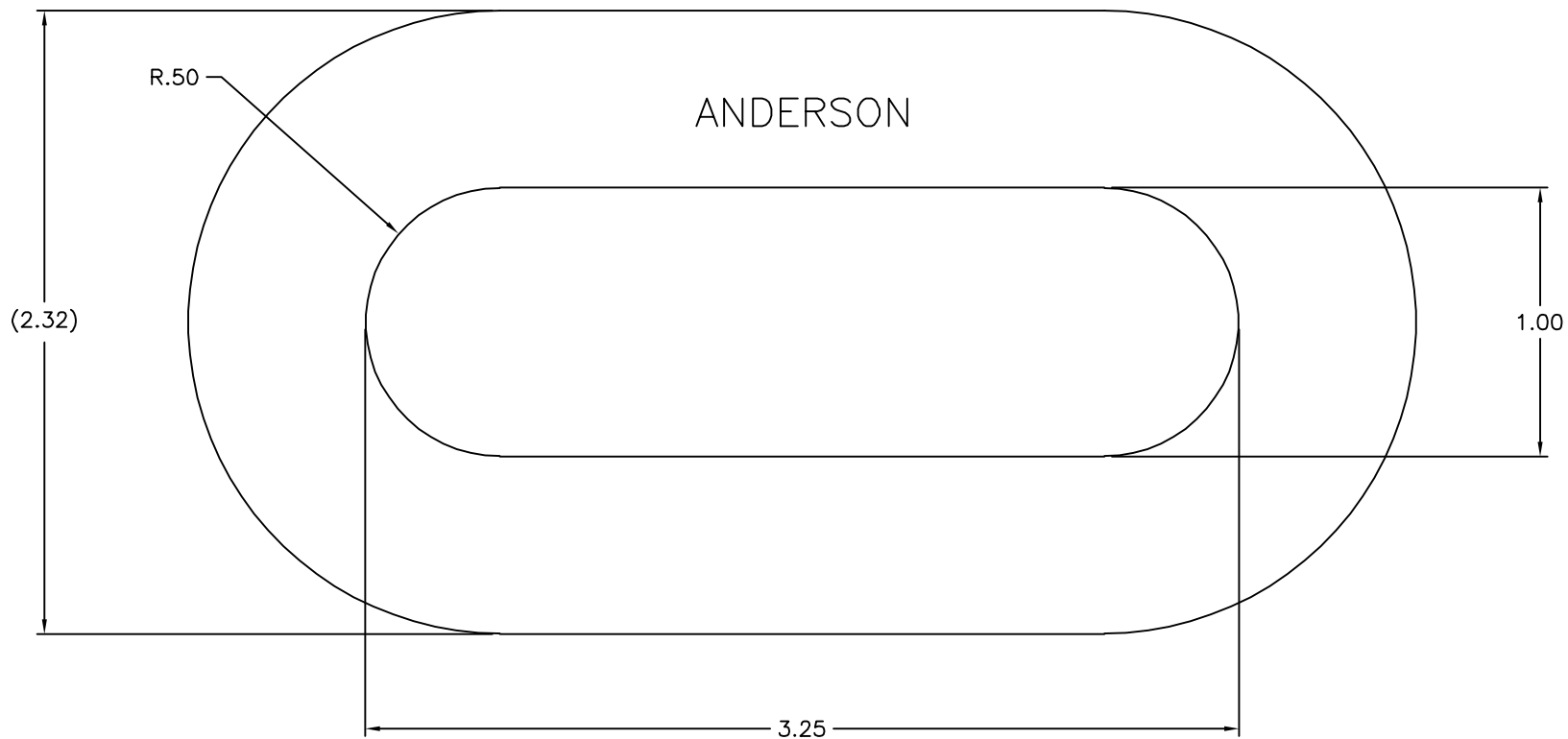
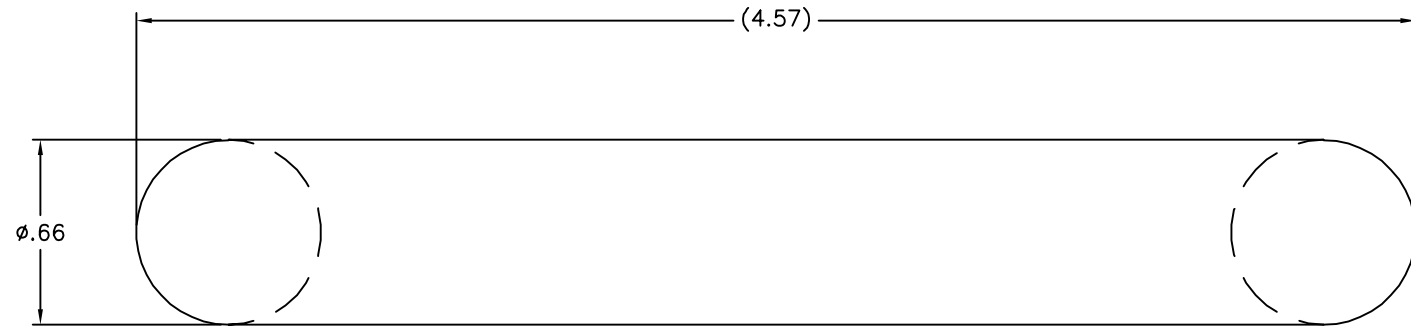


4

3

2

1



ULT. LOAD DIAGRAM

NOTES:

- 1. MATERIAL: GALV. FORGED STEEL.
- 2. HOT DIP GALVANIZED PER ASTM A153.
- 3. DIMENSIONS IN INCHES.
- 4. ULTIMATE STRENGTH: 45,000 LBS.
- 5. WEIGHT: 1.00 LBS. APPROX.

| | | | | |
|--|------|--------|--------|---------|
| -- | -- | -- | LEB | PTB |
| EC # | DATE | CHG BY | CKD BY | APPD BY |
| DESC OF DWG: DRAWING CREATED IN AUTOCAD | | | | |
| -- | | | | |
| -- PRELIMINARY ONLY | | | | |
| -- | | | | |
| REASON (S) FOR CHANGE: -- | | | | |
| DISPOSITION OF MAT'L: -- | | | | |

THIRD ANGLE PROJECTION

CONFIDENTIAL: THIS DRAWING AND ITS CONTENTS ARE CONFIDENTIAL AND THE EXCLUSIVE PROPERTY OF HUBBELL POWER SYSTEMS. NO PUBLICATION, DISTRIBUTION, OR COPIES MAY BE MADE WITHOUT THE WRITTEN CONSENT OF HUBBELL POWER SYSTEMS. HUBBELL POWER SYSTEMS UNPUBLISHED ALL RIGHTS RESERVED UNDER THE COPYRIGHT LAWS.



| | | | |
|--------------------------------|------------|-----------------|--------------|
| TITLE | | | |
| CHAIN LINK 45,000 LBS. ULT. | | | |
| CATALOG NUMBER: 792722000 | | | |
| SIZE | DWG NO. | PART / ASSY NO. | REV |
| B | CUTSHEET | -- | A |
| SCALE: NS | DRN BY: KD | DATE: 04/16/20 | SHEET 1 OF 1 |